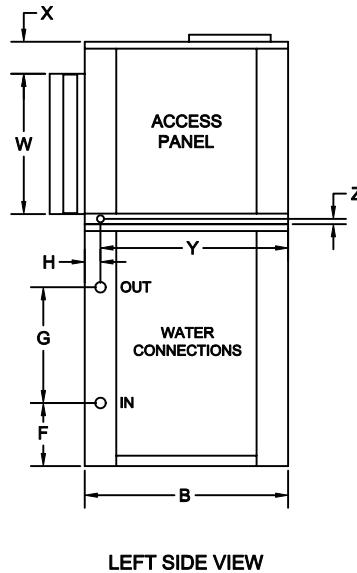
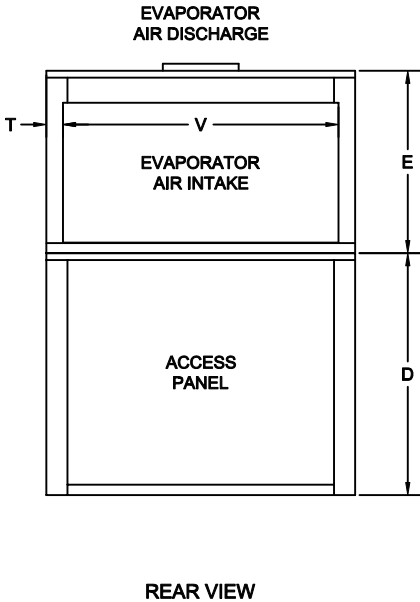
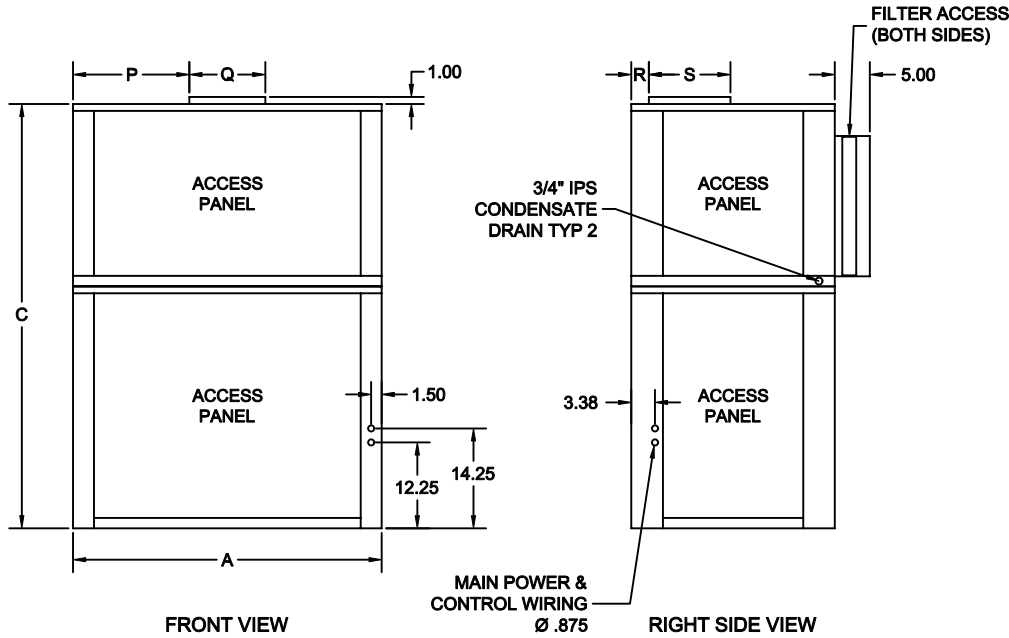


## VertiCool - Water-Cooled Draw-Through "A" Air Path



TONS	PIPE SIZE
3-4	3/4" FPT IN & OUT
5	1" FPT IN & OUT

TONS	A	B	C	D	E	F	G	H	J	K	L	M	N	P	Q	R	S	T	V	W	X	Y	Z
3-5	44	29	60 $\frac{1}{2}$	34 $\frac{1}{2}$	26	9	16 $\frac{1}{2}$	2 $\frac{1}{4}$	⊗	⊗	⊗	⊗	⊗	16 $\frac{9}{16}$	10 $\frac{13}{16}$	2 $\frac{1}{2}$	11 $\frac{5}{8}$	2 $\frac{3}{8}$	39 $\frac{1}{4}$	20	4 $\frac{9}{16}$	26 $\frac{3}{4}$	$\frac{3}{4}$