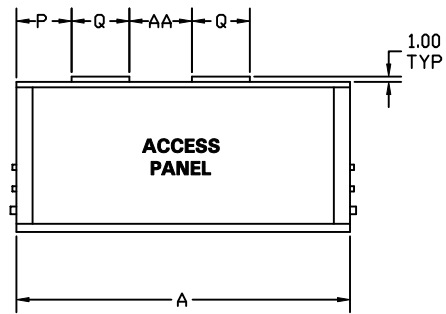
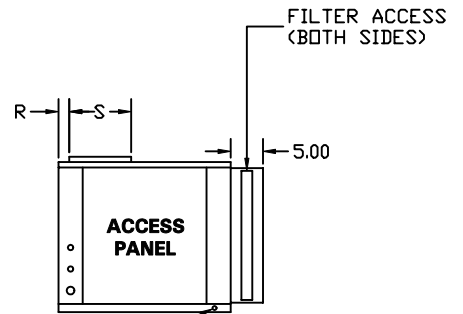




VertiCool Evaporator Section "A" Air Path 8 - 10 Tons



FRONT VIEW



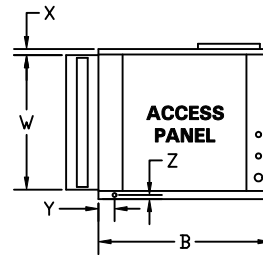
RH SIDE

3/4" IPS
CONDENSATE
DRAIN TYP (2)

**EVAPORATOR
AIR DISCHARGE**



REAR VIEW



LH SIDE

TONS	A	B	C	D	E	F	G	H	J	K	L	M	N	P	Q	R	S	T	V	W	X	Y	Z	AA
8-10	62	32	✕	✕	27 ⁷ / ₈	✕	✕	✕	✕	✕	✕	✕	✕	10 ¹ / ₄	10 ³ / ₄	2	11 ¹ / ₂	3 ¹ / ₁₆	55 ⁷ / ₈	25	1 ¹ / ₈	3	3 ³ / ₄	11 ⁵ / ₈