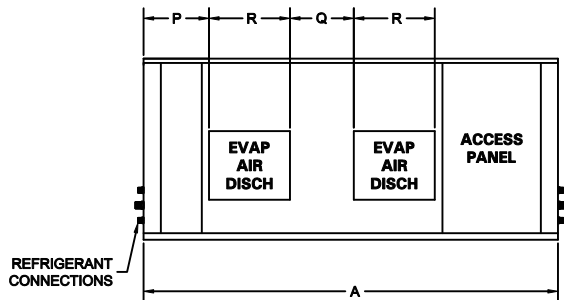
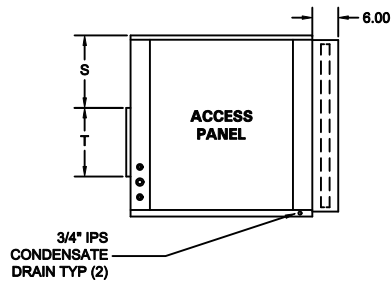




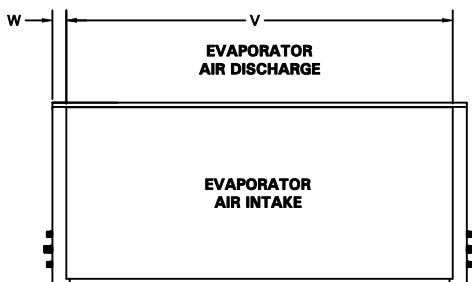
VertiCool Evaporator Section "C" Air Path 30 Tons



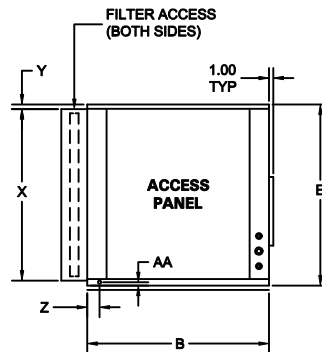
FRONT VIEW



RH SIDE



REAR VIEW



LH SIDE

TONS	A	B	C	D	E	F	G	H	J	K	L	M	N	P	Q	R	S	T	V	W	X	Y	Z	AA	BB
30	96 ¹ / ₄	42 ⁷ / ₃₂	⊗	⊗	42 ¹ / ₁₆	⊗	⊗	⊗	⊗	⊗	⊗	⊗	⊗	15 ³ / ₁₆	14 ¹³ / ₁₆	18 ¹³ / ₁₆	16 ²⁷ / ₃₂	15 ¹⁵ / ₁₆	89 ³ / ₄	3 ¹ / ₂	39 ⁷ / ₈	1 ¹ / ₁₆	2 ⁷ / ₈	25 ²⁵ / ₃₂	⊗